

General Specifications

Performance:	BSEN60051
Measuring ranges:	DIN43701
Accuracy overload:	BSEN60051
Dimensions:	DIN43700
Scale marking generally to:	DIN43802
Magnetic influence:	BSEN60051
Safety:	BSEN61010-1
Terminals:	Clamp strap M4 for up to 25A. Clamp strap M8 for over 25A
Humidity range:	Up to 75% RH (non condensing)
Test voltage @50Hz:	3kV RMS for 1 minute
Overload AC current:	x 1.2 continuous, or x 10 for 5 seconds max
AC voltage and frequency:	x 1.2 continuous, or x 2 for 5 seconds max
Standard calibration:	23°C. Calibration at other temperatures available on request
Operating temperature:	-10°C to +55°C
Damping time:	Less than 3 seconds
Enclosure code:	IP52 as standard IP54 on request
Case and base:	Grade UL94V0 (Lexan 500R)
Case:	Dimensions and panel cut out conform to IEC473, DIN43700. Case made from glass filled polycarbonate self-extinguishing and non drip in accordance with UL94V-O
Bezel:	Slim-line DIN43802, black as standard
Bezel window:	Standard sheet glass, with zero adjusters where appropriate. Non reflecting glass windows are available
Installation;	Installations in switchboard panel or mosaic arrangement on equipment or machine with a panel thickness of up to 40mm in a horizontal or vertical plane
Fixing on panel:	Swivel captive fasteners, which can be fixed at either corner
Mounting position:	Normal vertical mounting or as indicated on the scale in accordance with DIN16257. A deviation of $\pm 15^\circ$ is permissible
Insulation group:	Insulation resistance more than $5M\Omega$ @ 500V
Environmental:	Measurement category III IEC 1010-1 Pollution degree 2 IEC 1010-1 Electrical rating 600V RMS (920V peak)
Approvals:	EMC and LVD

DIN16257 symbol meaning for calibration position

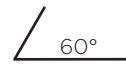
Vertical



Horizontal



Inclined



Inclination of dial surface.

Required orientation must always be stated when ordering if other than vertical mounting is required.

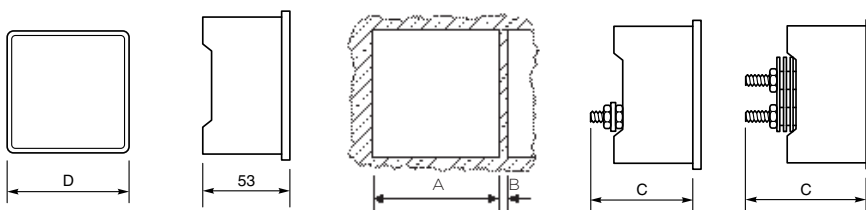
Dimensions

Moving coil measuring range

6-60A	C=67mm
>60A	C=78mm

Dimensions

D	A	B
72 x 72mm	68 x 68mm	4
96 x 96mm	92 x 92mm	4





Long Scale Moving Coil AC Ammeters and Voltmeters

Moving coil rectified instruments measure average values of sinusoidal waveforms and are scaled in RMS values.

Specifications

AC Ammeter inputs	AC Voltmeter inputs
0/1A AC	0/60V AC
0/1.2A AC	0/100V AC
0/5A AC	0/120V AC
0/6A AC	0/125V AC
0/10A AC	0/140V AC
	0/150V AC
	0/250V AC
	0/300V AC
	0/400V AC
	0/500V AC
	0/600V AC



Accuracy:	Class 1.5
Frequency:	50/60Hz
Impedance:	Ammeters: 75mV internal shunt Voltmeters: 900 ohm/V

Dimensions

Bezel size mm	72	96
Scale length mm	65	94
Product codes		
AC Ammeters	E243-05B	E244-05B
AC Voltmeters	E243-05W	E244-05W

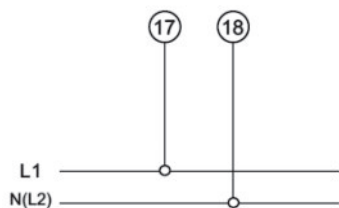


Long Scale Frequency Meters

Frequency meters use an integral electronic convertor and a moving coil indicator.

Specifications

Voltage inputs	Frequency inputs
100/125V AC	45/55Hz
200/250V AC	45/55Hz
380/400V AC	45/55Hz
100/125V AC	55/65Hz
200/250V AC	55/65Hz
380/400V AC	55/65Hz



Accuracy:	Class 0.5
Burden:	<7VA

Dimensions

Bezel size mm	72	96
Scale length mm	65	94
Product codes		
Frequency meter	E243-41L	E244-41L